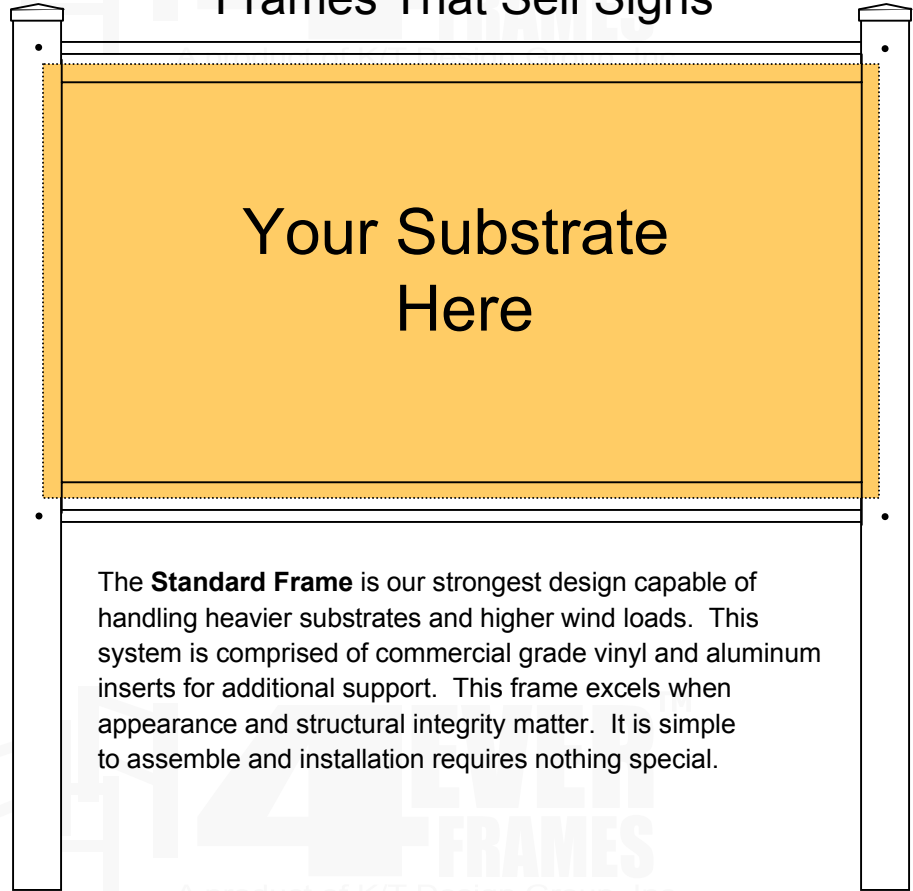


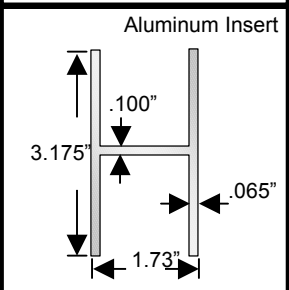
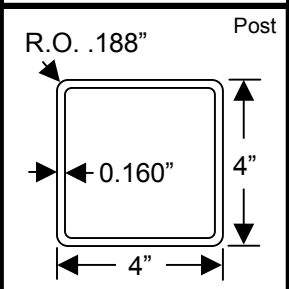
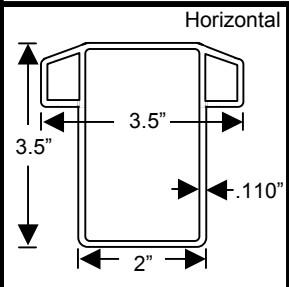
Post and Horizontals are routed to accept your substrate. Be sure you choose 6mm, 12mm or 3/4" to match the sign you are using. The substrate will be inserted into the post and horizontal 1.75". We recommend that you allow a 2" border before lettering. Standard posts are 8' long.

"Frames That Sell Signs"



The **Standard Frame** is our strongest design capable of handling heavier substrates and higher wind loads. This system is comprised of commercial grade vinyl and aluminum inserts for additional support. This frame excels when appearance and structural integrity matter. It is simple to assemble and installation requires nothing special.

Profiles Used



Available Sizes

Height x Width

2' x 2'	3' x 2'	4' x 2'
2' x 3'	3' x 3'	4' x 3'
2' x 4'	3' x 4'	4' x 4'
2' x 5'	3' x 5'	4' x 5'
2' x 6'	3' x 6'	4' x 6'
2' x 8'	3' x 8'	4' x 8'

Custom sizes available



Be sure to check out our accessories that might improve the appearance of your project

Standard Frame

SCALE NTS	APPROVED BY:	DRAWN BY: T. Brown
DATE 03-10-04		REVISED
ALL RIGHTS RESERVED K/T Design Group, Inc.		DRAWING NUMBER 00101